

RUG TUFTING PATTERN MASTER-PACK

Classic Cloud Rainbow Arch Rug

Production blueprint, color-map indices, and mechanical engineering guidelines for frame layout projection.

1. Physical Dimensions & Target Scope







Standard Scaling Dimensions: 90cm Width × 60cm Height (Arched Profile Cutout)

Difficulty Matrix: Beginner (Perfect for concentric tracking speed runs)

Primary Fiber Target: Double-stranded 100% High-Bulk Acrylic Yarn on Polyester Primary Tufting Cloth.

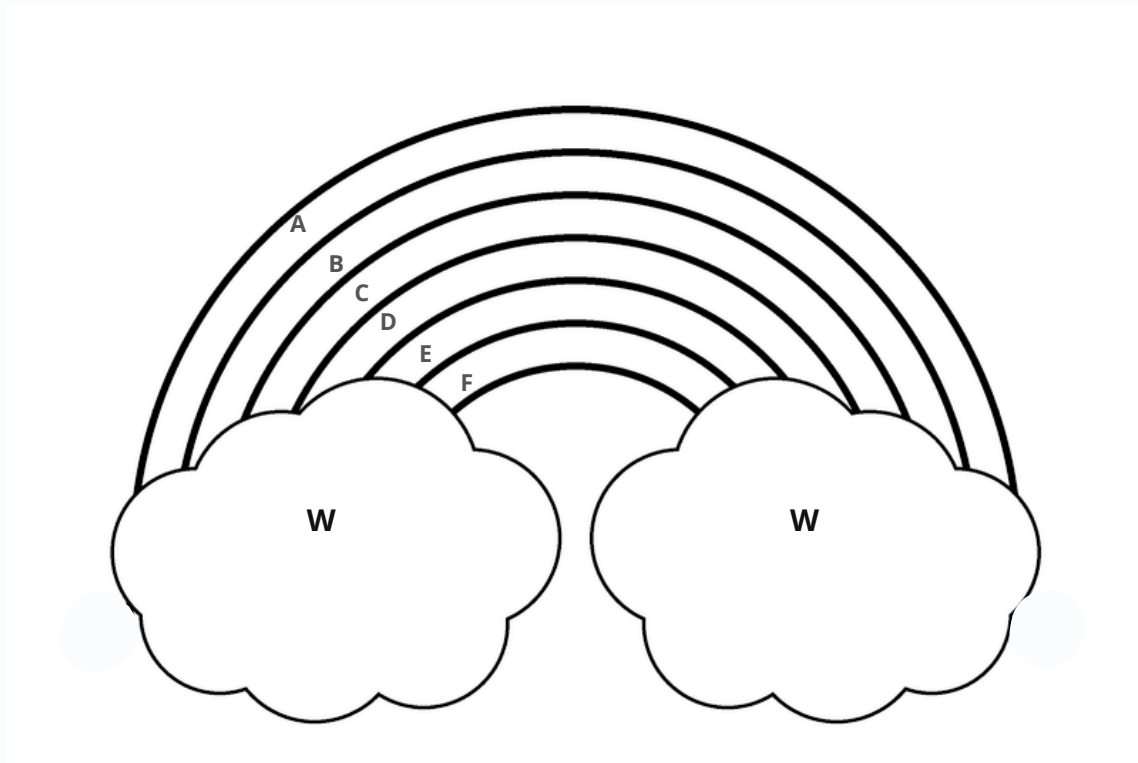
2. Master Yarn Allocation Key

Color tones calibrated directly against the structural profile of your reference rug. Use standard cut-pile heights of 10mm to 12mm across all arches.

ID	Colorway	Spectrum Profile Match	Structural Target
A		Deep Crimson Maroon	Outer Arch Lane (Band 1)
B		Vibrant Safety Orange	Middle Arch Lane (Band 2)
C		Bright Sunflower Yellow	Middle Arch Lane (Band 3)
D		Kelly Grass Green	Middle Arch Lane (Band 4)
E		Electric Cyan Blue	Inner Arch Lane (Band 5)
F		Deep Midnight Indigo	Bottom Arch Lane (Band 6)
W		Pure Cloud White	Fluffy Footing Anchors (Left/Right)

3. Systematic Color Boundary Guide

This layout outlines the face-up configuration of the completed textile piece. Letters mapped inside each sector coordinate identically with the Master Palette matrix on the prior page.



Production Alert: Ensure that the White Cloud modules (**W**) sit squarely across the terminal endpoints of the rainbow bands. The rainbow tracks continue inside the frame boundaries but are obscured completely on the front face by the cloud overlay blocks.

