



FOREVER BOUQUET: PETAL KIT - PAGE 1



Print on 65lb Cardstock. Cut along solid lines. Score along dotted lines.

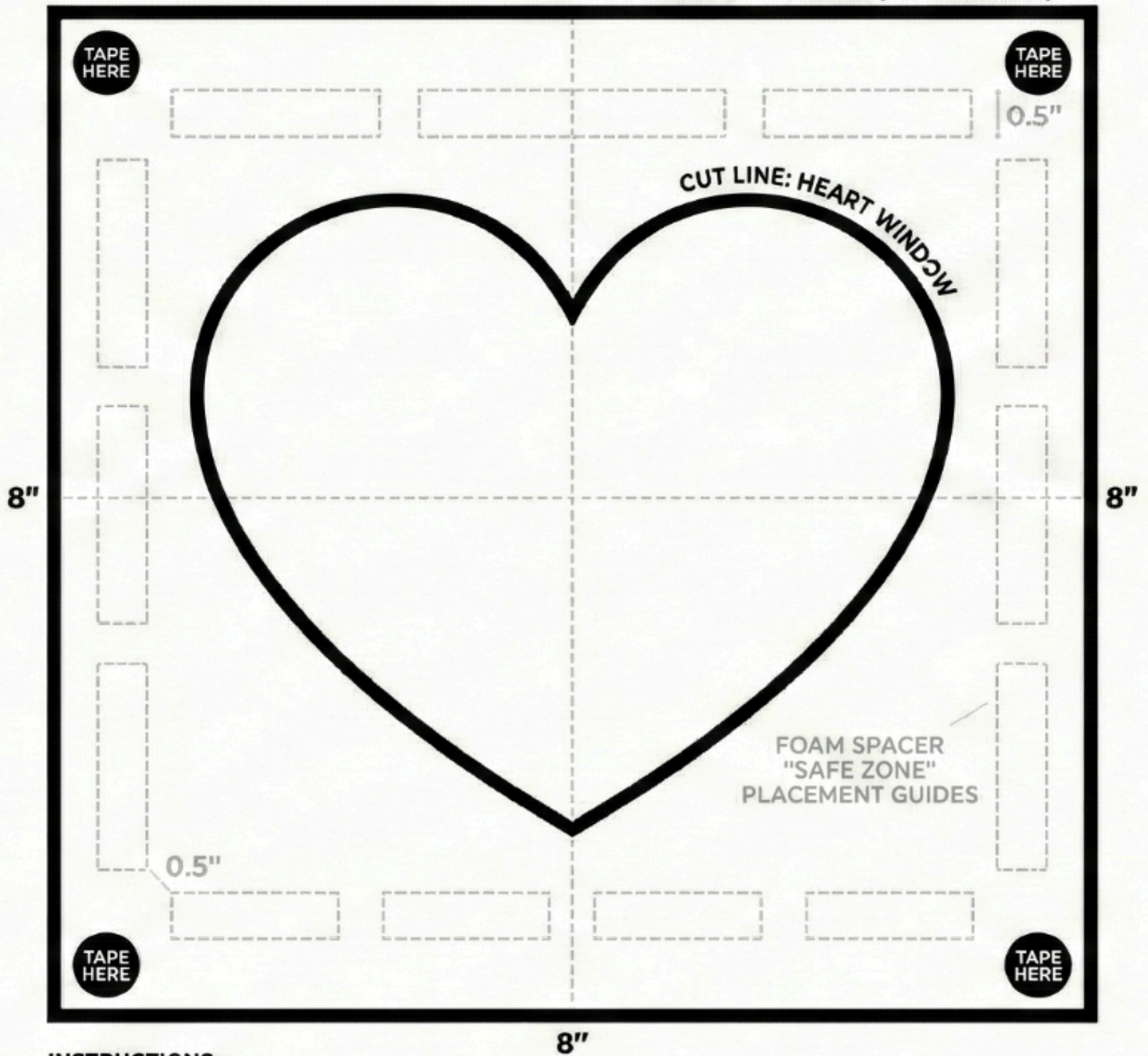
FOREVER BOUQUET: PETAL KIT - PAGE 2 (GREENERY & SEALS)



Print on 65lb Cardstock. Cut along solid lines. Score along dotted lines.

# DIY PROJECT: CLASSIC ROMANTIC HEART-MAT TEMPLATE (8x8 SHADOW BOX)

8" CUT LINE: OUTER EDGE (FIT TO FRAMS)



## INSTRUCTIONS:

1. Print on 88-8BIB Cardstock (Do Not Scale).
2. Cut along the outer 8x8 square line.
3. Carefully cut out the center heart window.
4. Apply foam tape within the dashed "Safe Zone" guides on the BACK of the mat.
5. Center and tape your photo over the heart opening on the BACK.
6. Place in shadow box frame.